

Danish design, expertise and quality since 2001

# Electric height adjustable desks **Frames**



**ConSet**

# Electric height adjustable desks

## 501-43

## 501-43

*Modern design and stylish*

The 501-43 is a 2 or 3 column desk with a sophisticated look, an open double telescope frame structure and a clean cut. You can recognize the 501-43 by its square column and slender foot design. It is available in 3 different colors. Add the third column and you get a desk, which offers plenty of space for all kinds of job functions. The robust frame makes the 501-43 a strong and durable desk for any office environment.




# Electric height adjustable desks

501-43



# Electric height adjustable desks

501-49



## Electric height adjustable desks

# 501-49



## 501-49

*A minimalistic and elegant look*

An elegant desk with 2 or 3 columns designed in a minimalistic look, which will complement any office environment. The round columns are designed with a double telescopic mechanism which allows more overlap between the tubes, resulting in improved travel and stability. The 501-49 is easy to assemble and offers an impressive timeless design.

# Electric height adjustable desks

## 501-88


## 501-88

*Functionality and modern design*

The bench 501-88 is very suitable for large office environments and the design makes it easy to separate the desks from each other with a partition screen. Minimize cable clutter and mount a cable tray, which also makes cleaning a lot easier. 501-88 is a functional, robust and durable desk for all purposes.



Electric height adjustable desks  
**501-88**



# Electric height adjustable desks

## Solid-Line



## Solid-Line

*One column – multiple combinations*

The Solid-line can be used in various combinations and is suitable for all kinds of office environments. Choose an open frame table 1, 2 or 3 columns, fully width adjustable or even mount the columns in your own way if required. This line has a high work load specification and is extremely suitable for various purposes. One column can be used on its own with a choice of designs including a wall mounted version or you can use the 3 column setup.



# Electric height adjustable desks

*Solid-Line*



# Electric height adjustable desks

*Beam-Line*



# Electric height adjustable desks

## Beam-Line

## Beam-Line

*Modern design and inherently strong*

The Beam - Line covers all the basic needs with exceptional rigidity in a cost efficient way. A wide selection of specification levels makes the line of desks suitable for all kinds of needs.




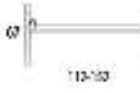

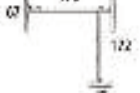


# Electric height adjustable desks

## Frames

### 501-43 - technical specifications

See Pages 2 and 3

Product photo * = featured photo	Dimensional drawing * = featured photo	Item no.	Color	Desk height min/max (cm) incl. tabletop	Max. speed (mm/sec.)	Maximum load (kg)
		501-43 7B112 *	Black	65-125	32	100
		501-43 7B129	Black			
		501-43 7B152	Black			
		501-43 7B172	Black			
		501-43 7S112	Silver			
		501-43 7S129	Silver			
		501-43 7S152	Silver			
		501-43 7S172	Silver			
		501-43 7W112	White			
		501-43 7W129	White			
		501-43 7W152	White			
		501-43 7W172	White			
		501-43 7B112-152 *	Black	65-125	32	100
		501-43 7S112-152	Silver			
		501-43 7W112-152	White			
		501-43 7B172-172A *	Black	65-125	32	100
		501-43 7S172-172A	Silver			
		501-43 7W172-172A	White			

# Electric height adjustable desks

## Frames

### 501-49 - technical specifications

See Pages 4 and 5

Product photo * = featured photo	Dimensional drawing * = featured photo	Item no.	Color	Desk height min/max (cm) incl. tabletop	Max. speed (mm/sec.)	Maximum load (kg)
		501-49 7B112 *	Black	65-125	32	100
		501-49 7B129	Black			
		501-49 7B152	Black			
		501-49 7B172	Black			
		501-49 7S112	Silver			
		501-49 7S129	Silver			
		501-49 7S152	Silver			
		501-49 7S172	Silver			
		501-49 7W112	White			
		501-49 7W129	White			
		501-49 7W152	White			
501-49 7W172	White					
		501-49 7B112-152 *	Black	65-125	32	100
		501-49 7S112-152	Silver			
		501-49 7W112-152	White			
		501-49 7B172-172A *	Black	65-125	32	100
		501-49 7S172-172A	Silver			
		501-49 7W172-172A	White			

### 501-88 - technical specifications

See Pages 6 and 7


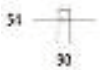

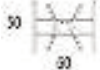





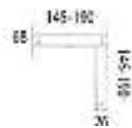
Product photo * = featured photo	Dimensional drawing * = featured photo	Item no.	Color	Desk height min/max (cm) incl. tabletop	Max. speed (mm/sec.)	Maximum load (kg)
		501-88 7B112 *	Black	65-125	32	100
		501-88 7B129	Black			
		501-88 7B152	Black			
		501-88 7B172	Black			
		501-88 7S112	Silver			
		501-88 7S129	Silver			
		501-88 7S152	Silver			
		501-88 7S172	Silver			
		501-88 7W112	White			
		501-88 7W129	White			
		501-88 7W152	White			
501-88 7W172	White					
		501-88 7B112-152 *	Black	65-125	32	100
		501-88 7S112-152	Silver			
		501-88 7W112-152	White			

# Electric height adjustable desks

## Frames

### SOLID-LINE - technical specifications

See Pages 8 and 9


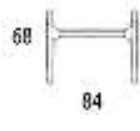

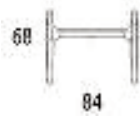

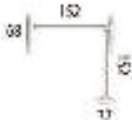
Product photo * = featured photo	Dimensional drawing * = featured photo	Item no.	Color	Desk height min/max (cm) incl. tabletop	Max. speed (mm/sec.)	Maximum load (kg)
		501-19 7BW * 501-19 7SW	Black Silver	68-120	28	100
		501-19 7B060 * 501-19 7B095 501-19 7B120 501-19 7S060 501-19 7S095 501-19 7S120	Black Black Black Silver Silver Silver	68-120	28	100
		501-23 7BW2 * 501-23 7BW3 501-23 7SW2 501-23 7SW3	Black Black Silver Silver	68-120	28	200
		501-23 7S200 * 501-23 7S400	Silver Silver	68-120	28	200
		501-23 7S190-190A *	Silver	68-120	28	200

# Electric height adjustable desks

## Frames

### BEAM-LINE - technical specifications

See Pages 10 and 11

Product photo * = featured photo	Dimensional drawing * = featured photo	Item no.	Color	Desk height min/max (cm) incl. tabletop	Max. speed (mm/sec.)	Maximum load (kg)
		501-25 7S084 * 501-25 7S133 501-25 7S152 501-25 7S172	Silver Silver Silver Silver	68-118	25	80
		501-29 7S084 * 501-29 7S133 501-29 7S152 501-29 7S172	Silver Silver Silver Silver	65-132	32	125
		501-29 7S152-152A *	Silver	65-132	32	125

ConSet A/S  
Industrivej 23  
6900 Skjern  
Denmark

UK +44 (0)1245 477922  
DK +45 9680 0080  
[www.conset.org.uk](http://www.conset.org.uk)  
[conset@interlineuk.com](mailto:conset@interlineuk.com)

**ConSet**